

LIDA® Wire Anodes

LIDA® wire anodes are titanium wire with a mixed metal oxide coating. The mixed metal oxide is a crystalline, electrically conductive coating that activates the titanium and enables it to function as an anode.

LIDA® wire anodes are manufactured in two diameters, 1.5 millimeter and 3.0 millimeter.

When applied on titanium the coating has an extremely low consumption rate measured in terms of milligrams per year. As a result of this low consumption rate, the wire diameter remains nearly constant during the life of the anode.

The low consumption rate of the mixed metal oxide coating at the recommended operating current densities result in projected anode lifetimes from 15 to 20 years. Longer or shorter lifetimes may be obtained by varying the current output per foot per wire.

Anode Coating - The coating used on wire is suitable for most cathodic protection applications, but output varies with application. LIDA® mixed metal oxide coating demonstrates a very high chemical stability, even in environments with very low pH values. Unlike other impressed current anodes, the LIDA® coating is not affected by the generation of chlorine.

Lead Wire Connection - A typical connection between the LIDA® wire anode and a header cable, have been used successfully in canistered anodes since 1987.

Applications:

- Canistered Anodes
- Continuous Horizontal Groundbeds
- Discontinuous Horizontal Groundbeds
- Shallow Vertical Groundbeds
- Deep Anode Groundbeds
- Above Ground Storage Tanks
- Underground Storage Tanks
- Natural Water
- Electrical Cable Shielding
- Water Storage Tanks
- Water Treatment Equipment

Dimension:

Nom-Wire Size		Diameter Tolerance		Titanium		Active Surface Area		Weight	
mm	inches	mm	inches	% By Wt	% By Vol	ft ² /ft of Length	m ² /m of Length	lbs/ft	g/m
1.5	0.062	+0.15 -0.0	+0.007 -0.0000	36.1	52.7	0.017	5.1E-03	0.009	13.7
3.0	0.118	+0.28 -0.00	0.010 -0.000	17.1	29.0	0.033	1.0E-02	0.042	62.5

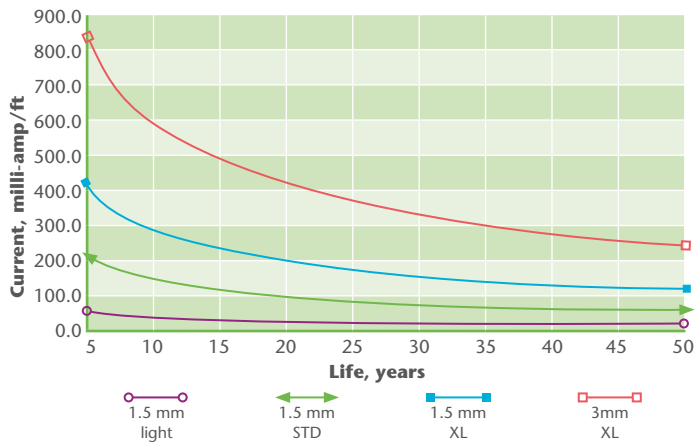


LIDA® Wire Anodes

Wire Size mm	1.5	3.0
Electrical RES.ohm/m@25°C	0.0174	0.003
Electrical RES.ohm/m@70°C	0.0204	0.0035
Max. Wire Amperage @25°C, Amps	21	36
Max. Wire Amperage @70°C, Amps	7	12

Maximum Current for Various LIDA® Wire Anodes (life in years)

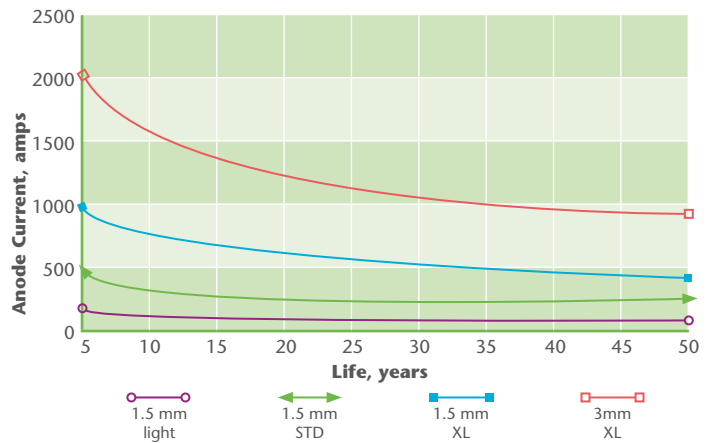
LIDA® Wire Anode in Coke



Resistivity Versus Length - Proper current distribution is an important factor in the design and proper use of an anode wire for each application.

For example, if a wire voltage drop of 10% or less is desired for proper current distribution in 1000 ohm-cm water, anode segments of 45 feet should not be exceeded between electrical connections to a header cable with the 1.5 mm diameter wire.

LIDA® Wire Anode in Sea Water

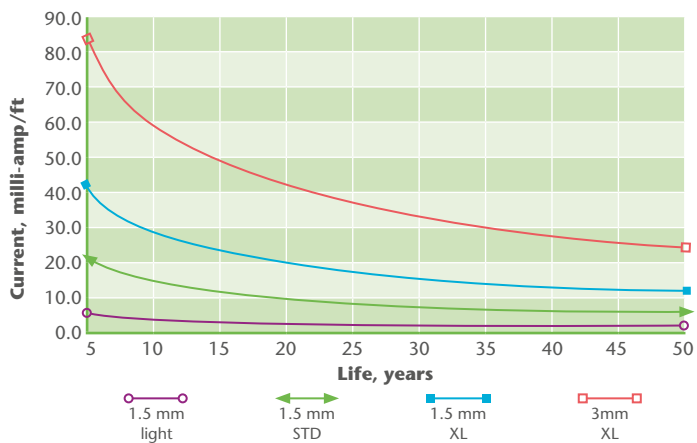


By comparison, use of the 3.0 mm diameter wire will permit the use of 110-foot segments, while still allowing the desired 10% voltage drop.

As with all electrical conductors, the operating temperature of the wire affects the resistance. The table below, shows this effect by assuming the wire will operate at the temperature of the surrounding electrolyte. The change in resistivity also changes the maximum ampacity of the wire.

Maximum Current for Various LIDA® Wire Anodes (life in years)

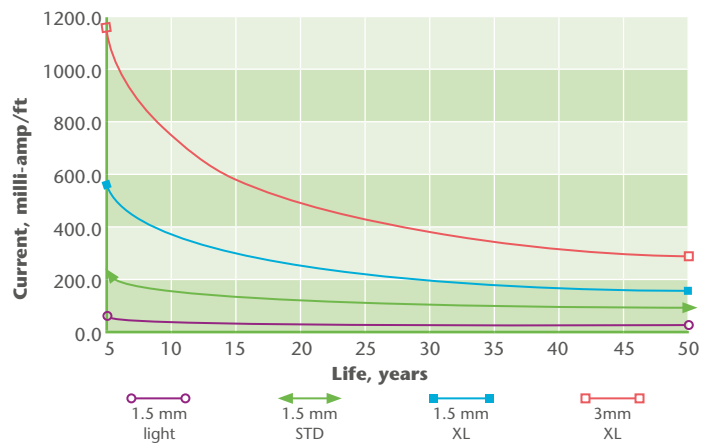
LIDA® Wire Anode Life in Sand



Savings - In many cases, LIDA® mixed metal oxide wire anodes offer savings over competitive anodes on an installed cost basis. This is possible by balancing the high current density capability of mixed metal oxide coatings and the ability to tailor to desired lifetimes.

Flexibility of Use - LIDA® wire anodes can be used in a wide variety of cathodic protection applications.

LIDA® Wire Anode Life in Fresh Water



Their lightweight and malleability allow forming to complex configurations.

The copper core provides high conductivity resulting in better current distribution along the entire length of the wire.

ELECTROCHEMISTRY AT YOUR SERVICE™

SPECIALTIES & NEW APPLICATIONS

© Copyright 2017 Industrie De Nora S.p.A. - All rights reserved.

De Nora, ON circle, our research - your future, electrochemistry at your service, Stargard® (and any other trademark name) are trademarks or registered trademarks of Industrie De Nora S.p.A. or other companies of the group in Europe and/or other countries. Other trademarks used here in are the registered trademarks of their respective owners.

The information contained herein is offered for use by technically qualified personnel at their discretion and risk without warranty of any kind.

marketing@denora.com www.denora.com

DN-LidaWire-01-EN 07/2017